

CANYON LEDGE



COLOR OPTIONS

Chardonnay	8013
Harvest	8094
Niagara	8095
Summit	8074

Canyon Ledge Flats

Part #	Carton Weight	Coverage	Cartons per Pallet
75513610	80 lbs.	10 sq. ft.	20
Average Unit Weight (Lbs/Sq Ft)	Average Thickness (inches)	Length (inches) Range	Width (inches) Range
8	1 1/2 - 2 1/2	1 1/2 - 5 1/2	4 - 17

Canyon Ledge Corners

Part #	Carton Weight	Coverage	Cartons per Pallet
75513611	45 lbs.	5 linear ft.	20
Unit Weight (Lbs/Ln Ft)	Thickness Range (inches)	Outside Long Dimension (inches)	Outside Short Dimension (inches)
9	1/2 - 2 1/2	6 - 12	4 - 6
Inside Long Dimension (inches)	Inside Short Dimension (inches)	Width (inches)	
4 - 11	3 - 5	4 - 17	

NOTE: Coverage is based on half-inch mortar joint.
 Dry stack application will yield 8.5 sq. ft. of coverage.

CASCADE LEDGE



COLOR OPTIONS

Alpine Mist	8080
Fairbanks	8077
Golden Hill	8079
Mystic	8078
Sandy Creek	8082

Cascade Ledge Flats


Part #	Carton Weight	Coverage	Cartons per Pallet
75513510	100 lbs.	10 sq. ft.	20
Average Unit Weight (Lbs/Sq Ft)	Average Thickness (inches)	Length (inches) Range	Width (inches) Range
11	1 1/2	5 1/2 - 18 1/4	1 1/4 - 6

Cascade Ledge Corners

Part #	Carton Weight	Coverage	Cartons per Pallet
75513511	75 lbs.	5 linear ft.	20
Unit Weight (Lbs/Ln Ft)	Thickness Range (inches)	Outside Long Dimension (inches)	Outside Short Dimension (inches)
11	1 1/8 - 1 9/16	5 1/4 - 10 3/4	2 5/8 - 5
Inside Long Dimension (inches)	Inside Short Dimension (inches)	Width (inches)	
3 3/4 - 9 1/2	1 1/4 - 3 5/8	1 3/4 - 6	

NOTE: Coverage is based on half-inch mortar joint.
 Dry stack application will yield 8.5 sq. ft. of coverage.

CASTLE STONE



COLOR OPTIONS

Summit	8074
Morning Mist	8090
Texas Cream	8096
Sandy Buff	8089

Castle Flats

Part #	Carton Weight	Coverage	Cartons per Pallet
75513810	100 lbs.	10 sq. ft.	24
Average Unit Weight (Lbs/Sq Ft)	Average Thickness (inches)	Length (inches) Range	Width (inches) Range
10	1 1/2 - 2	3 1/2 - 14	3 1/2 - 10 1/2

Castle Corners

Part #	Carton Weight	Coverage	Cartons per Pallet
75513811	60 lbs.	5 linear ft.	24
Unit Weight (Lbs/Ln Ft)	Thickness Range (inches)	Outside Long Dimension (inches)	Outside Short Dimension (inches)
12	1 1/5 - 2	6 1/2 - 11 1/2	3 - 4 1/2
Inside Long Dimension (inches)	Inside Short Dimension (inches)	Width (inches)	
4 - 11	1 1/4 - 3	3 - 10 1/2	

NOTE: Coverage is based on half-inch mortar joint.
 Dry stack application will yield 8.5 sq. ft. of coverage.

CUT COBBLESTONE



COLOR OPTIONS

Aberdeen	8001
Autumn	8004
Buckingham	8009
Chardonnay	8013
Easton	8021
Hampton	8030
Niagara	8095
Odessa	8069
PA Lime	8046
Shade Mountain	8054
Sherwood	8058
Winfield	8065

Cut Cobblestone Flats

Part #	Carton Weight	Coverage	Cartons per Pallet
75511010	100 lbs.	10 sq. ft.	20
Average Unit Weight (Lbs/Sq Ft)	Average Thickness (inches)	Length (inches) Range	Width (inches) Range
9 1/2	1 3/8	6 -20	3 -12

Cut Cobblestone Corners

Part #	Carton Weight	Coverage	Cartons per Pallet
75511011	75 lbs.	5 linear ft.	20
Unit Weight (Lbs/Ln Ft)	Thickness Range (inches)	Outside Long Dimension (inches)	Outside Short Dimension (inches)
9 1/2	1 1/2 - 2 1/2	5 3/4 - 13	3 - 4 1/2
Inside Long Dimension (inches)	Inside Short Dimension (inches)	Width (inches)	
4 1/4 - 11 1/2	1 1/2 - 2 1/2	3 1/2 - 8	

NOTE: Coverage is based on half-inch mortar joint.
Dry stack application will yield 8.5 sq. ft. of coverage.

FIELDSTONE



COLOR OPTIONS

Autumn	8004
Buckingham	8009
Chardonnay	8013
Easton	8021
Hampton	8030
PA Lime	8046
Shade Mountain	8054
Shenandoah	8057
Sherwood	8058

Fieldstone Flats


Part #	Carton Weight	Coverage	Cartons per Pallet
75511410	100 lbs.	10 sq. ft.	20
Average Unit Weight (Lbs/Sq Ft)	Average Thickness (inches)	Length (inches) Range	Width (inches) Range
9 1/2	1 1/2	6 - 20	4 - 12

Fieldstone Corners

Part #	Carton Weight	Coverage	Cartons per Pallet
75511411	75 lbs.	5 linear ft.	20
Unit Weight (Lbs/Ln Ft)	Thickness Range (inches)	Outside Long Dimension (inches)	Outside Short Dimension (inches)
9 1/2	1 1/4 - 2 1/2	6 - 12	3 1/4 - 4 3/4
Inside Long Dimension (inches)	Inside Short Dimension (inches)	Width (inches)	
4 1/2 - 10 1/2	2 - 3	3 1/2 - 12	

NOTE: Coverage is based on half-inch mortar joint.
 Dry stack application will yield 8.5 sq. ft. of coverage.

LEDGESTONE



COLOR OPTIONS

Autumn	8004
Buckingham	8009
Chardonay	8013
Easton	8021
Rockaway	8051
Sherwood	8058

Ledgestone Flats

Part #	Carton Weight	Coverage	Cartons per Pallet
75511710	110 lbs.	10 sq. ft.	20
Average Unit Weight (Lbs/Sq Ft)	Average Thickness (inches)	Length (inches) Range	Width (inches) Range
11	1 1/2	6 - 18	2 - 6

Ledgestone Corners

Part #	Carton Weight	Coverage	Cartons per Pallet
75511711	85 lbs.	5 linear ft.	20
Unit Weight (Lbs/Ln Ft)	Thickness Range (inches)	Outside Long Dimension (inches)	Outside Short Dimension (inches)
11	1 1/2 - 2 1/2	5 3/4 - 12 1/2	3 1/2 - 5
Inside Long Dimension (inches)	Inside Short Dimension (inches)	Width (inches)	
4 1/4 - 10 1/2	1 3/4 - 2 3/4	1 3/4 - 4	

NOTE: Coverage is based on half-inch mortar joint.
Dry stack application will yield 8.5 sq. ft. of coverage.

MANORSTONE



COLOR OPTIONS

Oswego	8075
Sierra	8073
Spice	8076
Summit	8074

Manorstone Flats

Part #	Carton Weight	Coverage	Cartons per Pallet
75513410	110 lbs.	10 sq. ft.	20
Average Unit Weight (Lbs/Sq Ft)	Average Thickness (inches)	Length (inches) Range	Width (inches) Range
10	1 6/13	5 1/4 - 20	1 1/4 - 10 1/2

Manorstone Corners

Part #	Carton Weight	Coverage	Cartons per Pallet
75513411	75 lbs.	5 linear ft.	20
Unit Weight (Lbs/Ln Ft)	Thickness Range (inches)	Outside Long Dimension (inches)	Outside Short Dimension (inches)
10 1/2	1 1/4 - 1 1/8	5 1/2 - 10 1/2	3 1/2 - 4
Inside Long Dimension (inches)	Inside Short Dimension (inches)	Width (inches)	
3 1/2 - 9 1/2	2 1/2 - 2 3/4	2 - 11 1/2	

NOTE: Coverage is based on half-inch mortar joint.
 Dry stack application will yield 8.5 sq. ft. of coverage.

RIDGESTONE



COLOR OPTIONS

Autumn	8004
Chardonnay	8013

Ridgestone Flats

Part #	Carton Weight	Coverage	Cartons per Pallet
75512110	100 lbs.	10 sq. ft.	20
Average Unit Weight (Lbs/Sq Ft)	Average Thickness (inches)	Length (inches) Range	Width (inches) Range
10	1 1/3	6 - 18	2 - 8


Ridgestone Corners

Part #	Carton Weight	Coverage	Cartons per Pallet
75512111	75 lbs.	5 linear ft.	20
Unit Weight (Lbs/Ln Ft)	Thickness Range (inches)	Outside Long Dimension (inches)	Outside Short Dimension (inches)
10	1 - 2 1/2	5 3/4 - 13	3 - 5
Inside Long Dimension (inches)	Inside Short Dimension (inches)	Width (inches)	
4 1/8 - 11 1/4	1 1/2 - 2 3/4	2 1/8 - 5	

NOTE: Coverage is based on half-inch mortar joint.
Dry stack application will yield 8.5 sq. ft. of coverage.

RIVERSTONE

Special Order Only, allow 4-6 weeks for delivery.



COLOR OPTIONS

Earthtone	8020
Midwest	8039
Pocono Mountain	8048
Shade Mountain	8054

Riverstone Flats

Part #	Carton Weight	Coverage	Cartons per Pallet
75512210	95 lbs.	10 sq. ft.	20
Average Unit Weight (Lbs/Sq Ft)	Average Thickness (inches)	Length (inches) Range	Width (inches) Range
9 1/2	1 2/9	4 - 14	4 - 14

Riverstone Corners

Part #	Carton Weight	Coverage	Cartons per Pallet
75512211	30 lbs.	5 linear ft.	20
Unit Weight (Lbs/Ln Ft)	Thickness Range (inches)	Outside Long Dimension (inches)	Outside Short Dimension (inches)
9 1/2	1 - 2	4 - 6 1/2	2 3/4 - 4
Inside Long Dimension (inches)	Inside Short Dimension (inches)	Width (inches)	
3 - 5 1/2	2 - 3 1/2	3 1/2 - 8 1/2	

NOTE: Coverage is based on half-inch mortar joint.
 Dry stack application will yield 8.5 sq. ft. of coverage.

SHADOW LEDGESTONE



COLOR OPTIONS

Aberdeen	8001
Antigo	8002
Autumn	8004
Bradford	8007
Buckingham	8009
Chardonnay	8013
Easton	8021
Hampton	8030
Niagara	8095
PA Lime	8046
Shade Mountain	8054
Shenandoah	8057
Sherwood	8058

Shadow Ledgestone Flats

Part #	Carton Weight	Coverage	Cartons per Pallet
75512310	100 lbs.	10 sq. ft.	20
Average Unit Weight (Lbs/Sq Ft)	Average Thickness (inches)	Length (inches) Range	Width (inches) Range
10	1 1/2	6 - 18	3 - 6


Shadow Ledgestone Corners

Part #	Carton Weight	Coverage	Cartons per Pallet
75512311	75 lbs.	5 linear ft.	20
Unit Weight (Lbs/Ln Ft)	Thickness Range (inches)	Outside Long Dimension (inches)	Outside Short Dimension (inches)
10	1 1/2 - 2 1/2	6 1/4 - 12 1/2	3 1/2 - 5
Inside Long Dimension (inches)	Inside Short Dimension (inches)	Width (inches)	
4 1/2 - 10 3/4	2 - 3	1 1/8 - 4	

NOTE: Coverage is based on half-inch mortar joint.
Dry stack application will yield 8.5 sq. ft. of coverage.

TUSCAN FIELDSTONE

COLOR OPTIONS



Autumn	8004
Buckingham	8009
Chardonnay	8013
Penns Valley	8047
Shenandoah	8057

Tuscan Fieldstone Flats

Part #	Carton Weight	Coverage	Cartons per Pallet
75513010	110 lbs.	10 sq. ft.	20
Average Unit Weight (Lbs/Sq Ft)	Average Thickness (inches)	Length (inches) Range	Width (inches) Range
10	1 3/5	8 - 22	3 - 12

Tuscan Fieldstone Corners

Part #	Carton Weight	Coverage	Cartons per Pallet
75513011	75 lbs.	5 linear ft.	20
Unit Weight (Lbs/Ln Ft)	Thickness Range (inches)	Outside Long Dimension (inches)	Outside Short Dimension (inches)
10	1 1/4 - 2 1/2	6 - 11 1/2	2 1/4 - 5
Inside Long Dimension (inches)	Inside Short Dimension (inches)	Width (inches)	
4 3/4 - 10 3/4	1 1/4 - 8 1/8	2 1/2 - 5 1/4	

NOTE: Coverage is based on half-inch mortar joint.
 Dry stack application will yield 8.5 sq. ft. of coverage.

TRUE STACK



COLOR OPTIONS

Arkose	8003
Calgary	8011
Cambria	8012
Flint	8023
Shenandoah	8057
Sonoma	8060
Tuscarora	8063


True Stack Flats

Part #	Carton Weight	Coverage	Cartons per Pallet
75512910	110 lbs.	10 sq. ft.	20
Average Unit Weight (Lbs/Sq Ft)	Average Thickness (inches)	Length (inches) Range	Width (inches) Range
11	2	8 3/4 - 18 1/4	3 3/4 - 4 1/4

True Stack Corners

Part #	Carton Weight	Coverage	Cartons per Pallet
75512911	75 lbs.	5 linear ft.	20
Unit Weight (Lbs/Ln Ft)	Thickness Range (inches)	Outside Long Dimension (inches)	Outside Short Dimension (inches)
11	1 3/4 - 2 1/4	5 3/4 - 18 1/4	2 3/4 - 6 1/4
Inside Long Dimension (inches)	Inside Short Dimension (inches)	Width (inches)	
5 3/4 - 18 1/4	2 3/4 - 6 1/4	3 3/4 - 4 1/4	

COLONIAL BRICK



COLOR OPTIONS

Chester	8068
Clairion	8015
Fulton	8025
Monroe	8041

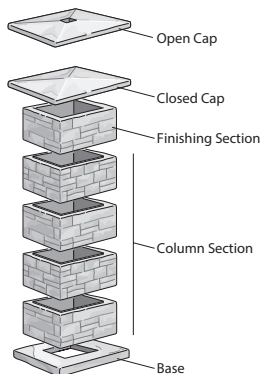
Colonial Brick Flats

1"	Part #	Carton Weight	Pcs. per Carton	Coverage	Cartons per Pallet
	75513110	70 lbs.	70 pcs.	10 sq. ft.	32
	Average Unit Weight (Lbs/Sq Ft)	Average Thickness (in.)	Length Range (in.)	Width Range (in.)	
	8 1/2	1	7 1/4 - 7 3/4	3 1/4 - 3 3/4	
2"	Part #	Carton Weight	Pcs. per Carton	Coverage	Cartons per Pallet
	75513210	70 lbs.	35 pcs.	5 sq. ft.	32
	Average Unit Weight (Lbs/Sq Ft)	Average Thickness (in.)	Length Range (in.)	Width Range (in.)	
	9 1/2	1 3/4	7 1/4 - 7 3/4	3 1/4 - 3 3/4	

Colonial Brick Corners

1"	Part #	Carton Weight	Pcs. per Carton	Coverage	Cartons per Pallet
	75513111	36 lbs.	25 pcs.	5 linear ft.	32
	Unit Weight (Lbs/Ln Ft)	Thickness Range (in.)	Outside Long Dimension (in.)	Outside Short Dimension (in.)	
	8 1/2	3/4 - 1	7 1/4 - 7 1/2	3 1/4 - 3 1/2	
	Inside Long Dimension (in.)	Inside Short Dimension (in.)	Width (in.)		
	5 1/2 - 6	2 1/4 - 2 1/2	2 1/8 - 2 1/4		
2"	Part #	Carton Weight	Pcs. per Carton	Coverage	Cartons per Pallet
	75513211	72 lbs.	25 pcs.	5 linear ft.	32
	Unit Weight (Lbs/Ln Ft)	Thickness Range (in.)	Outside Long Dimension (in.)	Outside Short Dimension (in.)	
	9 1/2	1 3/4 - 2	7 1/4 - 7 1/2	3 1/4 - 3 1/2	
	Inside Long Dimension (in.)	Inside Short Dimension (in.)	Width (in.)		
	5 1/2 - 6	1 1/4 - 1 3/4	2 1/8 - 2 1/4		

MORTARLESS OFFERING



COLOR OPTIONS

Mystic	8078
Shenandoah	8057

The Column

Open Cap

Part #	Carton Weight	Dimensions	Pcs. per Carton	Cartons per Pallet
75516413	33 lbs.	2 1/4" h - 18" sq.	1	20

Closed Cap

Part #	Carton Weight	Dimensions	Pcs. per Carton	Cartons per Pallet
75516313	35 lbs.	2 1/4" h - 18" sq.	1	20

Finishing Section (for capping)

Part #	Carton Weight	Dimensions	Pcs. per Carton	Cartons per Pallet
75516613	30 lbs.	5 7/8" h - 14 1/2" sq.	1	20

Column Section

Part #	Carton Weight	Dimensions	Pcs. per Carton	Cartons per Pallet
75516513	30 lbs.	5 3/4" h - 14 1/2" sq.	1	20

Base

Part #	Carton Weight	Dimensions	Pcs. per Carton	Cartons per Pallet
75514913	32 lbs.	2 1/4" h - 15 1/2" sq.	1	20

NOTE: The Column is constructed in square-shaped sections.
This modular system allows for custom height.

DURATA MORTARLESS STONE VENEER



COLOR OPTIONS

Mystic	8078
Shenandoah	8057
Harvest	8094
Niagara	8095



Durata Flat Starter Kit

Kit contains: 3 starter flat panels, 6 transitions, 3 bracket kits (6 brackets, 12 screws)

Part #	Carton Weight	Coverage	Cartons per Pallet
75524712	85 lbs.	7.08 sq. ft. 8 linear ft.	12
Average Unit Weight (Lbs/Sq Ft)	Average Thickness (inches)	Length (inches)	Width (inches)
3.75 lbs	1 3/4"	17 1/2"	3"


Durata Sill



Contains: 5 sills per carton

Part #	Carton Weight	Coverage	Cartons per Pallet
75517112	61.25 lbs.	120"	32
Average Unit Weight (Lbs/Sq Ft)	Average Thickness (inches)	Length (inches)	Width (inches)
12.25 lbs	3"	24"	3"

DURATA MORTARLESS STONE



COLOR OPTIONS

Country	8017
Charcoal	8081

Durata Soldiers

Contains: 3 soldiers per carton

Part #	Carton Weight	Coverage per Carton	Cartons per Pallet
75517012	46 lbs.	55.5"	32
Average Unit Weight (Lbs/Sq Ft)	Average Thickness (inches)	Length (inches)	Width (inches)
15.33 lbs	2 3/4"	18 1/2"	7"

Durata "J" Channel

Contains: 4 channels per carton (Color: Wicker only)

Part #	Carton Weight	Coverage per Carton	Cartons per Pallet
75514812	10.56 lbs.	24 linear ft.	48
Average Unit Weight (Lbs/Sq Ft)	Average Thickness (inches)	Length (inches)	Width (inches)
2.64 lbs	2 3/8"	72"	2 3/16"

Durata Stainless Steel Starter Track

Contains: 20 starter tracks per carton

Part #	Carton Weight	Coverage per Carton	Cartons per Pallet
75611515	5 lbs.	100 linear ft.	30
Average Unit Weight (Lbs/Sq Ft)	Average Thickness (inches)	Length (inches)	Width (inches)
25 lbs	N/A	60"	N/A

DURATA EZ COLUMN WRAP



COLOR OPTIONS

Autumn	8004
Chardonnay	8013
Harvest	8094
Niagara	8095
Shenandoah	8057
Tuscarora	8063

Durata EZ Column Wrap

Part #	Carton Weight	Coverage	Cartons per Pallet
75516713	112 lbs.	4 sq. ft.	16

DURATA EZ COLUMN WRAP CAPS



COLOR OPTIONS

Charcoal	8081
Lime	8037
Brown	8008

Two Piece Cap Peaked 4"

Contains: 2 pieces per carton

Part #	Carton Weight	Coverage	Cartons per Pallet
75516813	30 lbs.	1.7 sq. ft.	20

Two Piece Cap Flat 4"

Contains: 2 pieces per carton

Part #	Carton Weight	Coverage	Cartons per Pallet
75517313	30 lbs.	1.7 sq. ft.	20

Two Piece Cap Peaked 6"

Contains: 2 pieces per carton

Part #	Carton Weight	Coverage	Cartons per Pallet
75516813	30 lbs.	1.7 sq. ft.	20

Two Piece Cap Flat 6"

Contains: 2 pieces per carton

Part #	Carton Weight	Coverage	Cartons per Pallet
75517413	30 lbs.	1.7 sq. ft.	20

ACCESSORIES

COLOR OPTIONS

Brown	8008
Charcoal	8081
Country	8017
Cream	8018
Lime	8037

Address / Date Stone



Part #	Carton Weight	Dimensions	Pcs. per Carton	Cartons per Pallet
75510612	8 lbs.	7 1/4" w x 11 1/2" h x 1 1/2" thick	1	N/A
75513312	20 lbs.	11 3/4" w x 19" h x 1 1/2" thick	1	N/A


Brick Sill



Part #	Carton Weight	Dimensions	Pcs. per Carton	Cartons per Pallet
75510712	100 lbs.	2 7/8" w x 3 1/2" h x 19 1/4" thick	10	20

Note: Available in the Brick color offering.

Capstone



Part #	Carton Weight	Dimensions	Pcs. per Carton	Cartons per Pallet
75510812	20 lbs.	11 3/4" w x 19" h x 1 1/2" thick	1	20

ACCESSORIES

COLOR OPTIONS

Brown	8008
Charcoal	8081
Country	8017
Cream	8018
Lime	8037

Electric Box




Part #	Carton Weight	Dimensions	Pcs. per Carton	Cartons per Pallet
75511212	6 lbs.	8" w x 8" h x 2" thick	12	32

Hearthstone



Part #	Carton Weight	Dimensions	Pcs. per Carton	Cartons per Pallet
75510312	35 lbs.	19" w x 19" h x 1 1/2" thick	1	18
75510412	80 lbs.	Top: 24" w x 24" h with Edging: 25" w x 25" h	1	9

Keystone




Part #	Carton Weight	Dimensions	Pcs. per Carton	Cartons per Pallet
75512612	70 lbs.	4 7/8" base x 10 1/2" h x 8 1/4" top	10	32

ACCESSORIES

COLOR OPTIONS

Brown	8008
Charcoal	8081
Country	8017
Cream	8018
Lime	8037



Light Box

Part #	Carton Weight	Dimensions	Pcs. per Carton	Cartons per Pallet
75511812	80 lbs.	8" w x 11 1/2" h x 2" thick	8	32



Lintel 6"

Part #	Carton Weight	Dimensions	Pcs. per Carton	Cartons per Pallet
75514212	1150 lbs. (bulk pallet box)	6" w x 40" l	35	1

ACCESSORIES

COLOR OPTIONS

Brown	8008
Charcoal	8081
Country	8017
Cream	8018
Lime	8037

Mantel Bracket



Part #	Carton Weight	Dimensions	Pcs. per Carton	Cartons per Pallet
75511912	80 lbs.	3 3/4" w x 6 1/2" top x 8 1/4" h	7	20

Quoin Corner



Part #	Carton Weight	Dimensions	Pcs. per Carton	Cartons per Pallet
75512012	66 lbs.	5 1/2" d x 6 7/8" h x 12 7/8" thick	6	20

Shutter Blocks



Part #	Carton Weight	Dimensions	Pcs. per Carton	Cartons per Pallet
75510012	63 lbs.	3" d x 2 7/8" h x 14" thick	9	32
75510112	72 lbs.	3" d x 2 7/8" h x 14 5/8" thick	9	32

ACCESSORIES

COLOR OPTIONS

Brown	8008
Charcoal	8081
Country	8017
Cream	8018
Lime	8037

Sill



Part #	Carton Weight	Dimensions	Pcs. per Carton	Cartons per Pallet
75512412	81 lbs.	3 1/4" d x 2 7/8" h x 18" thick	9	32
75512512	72 lbs.	3 1/4" d x 2 7/8" h x 24" thick	6	32

Soldiers




Part #	Carton Weight	Dimensions	Pcs. per Carton	Cartons per Pallet
75511612	90 lbs.	5 3/4" w x 8" h x 2" thick	18	32
75512712	72 lbs.	4 7/8" w x 8 5/8" h x 2" thick	18	32

ACCESSORIES

COLOR OPTIONS


Brown	8008
Charcoal	8081
Country	8017
Cream	8018
Lime	8037



Tapered Capstone



Part #	Carton Weight	Dimensions	Pcs. per Carton	Cartons per Pallet
75510212	80 lbs.	14" w x 19" h x 2" thick	2	20
75510512	70 lbs.	14" w x 32" h x 2" thick	1	10



Trim Stone

Part #	Carton Weight	Dimensions	Pcs. per Carton	Cartons per Pallet
75512812	64 lbs.	7 1/4" w x 11 1/2" h x 1 1/2" thick	8	32

Rainscreen

Part #	Carton Weight	Dimensions	Coverage Area	Rolls per Palet
75611310	14 lbs.	39" w x 61 1/2' h x 6mm thick	200 sq. ft	18
75611311	16 lbs.	39" w x 40' h x 10mm thick	130 sq. ft	18

Ply Gem Stone Part #'s

Understanding our Smart Numbers

Digits 1 - 3	Represents Ply Gem Stone products (always 755)
Digits 4 - 6	Represents the Style (see below)
Digits 7 - 8	Represents the Item Type (see below)
Digits 9 - 12	Represents the Color Code (see below)

755	123	10	8057
Ply Gem Stone	Style	Item Type	Color

Style Code #'s

131	1" Colonial Brick	149	Base	127	Soldiers 5x9
132	2" Colonial Brick	106	Address / Date Stone	102	Tapered Capstone 19"
109	Cobblestone	133	Address / Date Stone LG	105	Tapered Capstone 32"
110	Cut Cobblestone	107	Brick Sill	128	Trim Stone
114	Fieldstone	108	Capstone	136	Canyon Ledge
130	Tuscan Fieldstone	112	Electric Box	138	Castle
117	Ledgestone	103	Hearthstone 19"	245	Durata FLT Kit
123	Shadow Ledgestone	104	Hearthstone 24"	260	Durata CRN Kit
121	Ridgestone	126	Keystone	247	Durata FLT Starter Kit
122	Riverstone	118	Light Box	170	Durata Soldiers
129	True Stack	119	Mantel Bracket	171	Durata Sill
134	Manorstone	120	Quoin Corner	148	Durata J Channel
135	Cascade Ledge	100	Shutter Blocks 14"	172	Durata ACC Bracket/ Screw Kit
165	Stone Column Section	101	Shutter Blocks 15"	115	Durata Starter Track
166	Stone Column Finish	124	Tapered Sill 18"	167	Durata EZ Column Wrap
163	Closed Cap	125	Tapered Sill 24"	142	Lintel 6"
164	Open Cap	116	Soldiers 6x8	143	Lintel 8"

Type Code #'s

10	Flats
11	Corners
12	Accessories
13	Column

Color Code #'s

8001	Aberdeen	8079	Golden Hill	8058	Sherwood		
8080	Alpine Mist	8030	Hampton	8073	Sierra		
8002	Antigo	8094	Harvest	8060	Sonoma		
8003	Arkose	8032	Honey	8076	Spice		
8004	Autumn	8036	Lehighton	8074	Summit		
8007	Bradford	8037	Lime	8063	Tuscarora		
8008	Brown	8039	Midwest	8096	Texas Cream		
8009	Buckingham	8041	Monroe	8065	Winfield		
8011	Calgary	8090	Morning Mist				
8012	Cambria	8078	Mystic				
8067	Canyon	8095	Niagara				
8081	Charcoal	8069	Odessa				
8013	Chardonnay	8045	Omaha				
8068	Chester	8075	Oswego				
8015	Clarion	8046	PA Lime				
8016	Columbia	8047	Penns Valley				
8105	Deer Valley	8048	Pocono Mountain			Accessories	
8020	Earthtone	8051	Rockaway			8081	Charcoal
8021	Easton	8089	Sandy Buff	8017	Country		
8077	Fairbanks	8082	Sandy Creek	8018	Cream		
8023	Flint	8054	Shade Mountain	8008	Brown		
8025	Fulton	8057	Shenandoah	8037	Lime		