

MULTI-SLIDE VINYL PATIO DOOR

A Different Way of Looking at Things

The way we see it, a patio door that provides unmatched reliability and long-lasting performance just makes sense. For your clients. And you. That's the beauty of a Perspective™ multi-slide vinyl patio door. Our investment in automated manufacturing ensures absolute precision and superior, enduring quality. And by elevating consistency of build, we can offer a product that provides lasting performance and is easier for you to install. And that makes a real difference.



3-PANEL BYPASS DOOR



LEFT: 4-PANEL BYPASS DOOR
RIGHT: 3-PANEL POCKET

Everything looks better with some Perspective™.

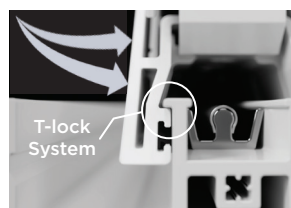

MULTI-SLIDE VINYL PATIO DOOR KEY FEATURES



6-PANEL BYPASS DOOR IN WHITE


Takes on Severe Weather

- Integrated aluminum reinforcement helps to achieve high design pressure ratings
- High performance doors feature heat-treated, color-coordinated aluminum interlocks for added strength and weather-resistance
- T-Lock System engages the door panel for added strength when under load from wind pressure, all without unsightly add-on parts or reinforcements



Stronger Where it Matters

- Frame corners are assembled with two to three times more fasteners than most competitors to add strength and to keep the frame square during installation
- Offset fastening pattern creates a tighter joint for greater resistance to expansion and weather
- Aluminum rolling tracks feature a stainless steel cap to prevent premature wear and provide years of effortless operation
- Durable stainless-steel tandem rollers can support heavy loads and feature precision ball bearings for smooth-gliding operation





Faster, Easier Installation Operation

- Installation holes are pre-drilled for each door, ensuring precise alignment and eliminating the need for on-site measuring and drilling
- Fastener locations are precise, and replicate those made during initial product testing, allowing compliance with building codes
- The keeper locator marks the precise location of the keeper installation screws, eliminating guesswork and reducing installation time



- Self-leveling rollers adjust into place with just the turn of a screw. Lifting or using a pry bar, which can mar the door's surface, is usually not needed
- All hardware is packed and shipped for your customer's specific door and configuration, so you get only the parts you need without extra or duplicate pieces
- To speed and simplify installation, hardware is enclosed in color-coded bags that correspond to installation steps, making parts easy to find exactly when you need to find them



Advantages of Automation

- Robotic technology assembles the insulated glass unit (IGU) panels to ensure higher quality and consistency
- Super Spacer® technology helps to reduce condensation, increase energy efficiency, and provide a longer-lasting, more durable glass seal
- Four-point welding, which creates strong, weathertight corners of the door panel, ensures that panels are square
- For perfect, pristine-looking welds, robotic heads clean and remove flash material that builds up during welding

