

easy install  
SOLUTIONS

Mortarless Stone Veneer



**CLIPSTONE**<sup>®</sup>

# CLIPSTONE®

## Mortarless Stone Veneer

**It's all about the clip.** Our innovative clip system makes installation simple so there are unlimited ways to transform indoor and outdoor spaces. Another big plus? No mortar means less mess.



### It's That Easy!™




#### Easy Installation

Simply put a screw in each eyelet to attach to your wall.

#### Patented Mounting Clips

Mounting clips are embedded within each ClipStone piece so you can simply and securely install onto the wall.



#### Bevel Design

The sides of each ClipStone piece are designed with a bevel. This gives you maximum flexibility to position the stone correctly during installation.

#### Tight Fit

Bottom clips easily guide each ClipStone piece into place and create a tight fit after it's screwed into the wall.

### Designed to Breathe

#### Built-In Water Management System


Each ClipStone piece is automatically raised off the wall to create a built-in water management system and allows the wall to breathe in exterior applications.



#### Patented Flanges

ClipStone takes common errors out of installation with patented flanges so your rows look like they were perfectly stacked by a professional mason.

# Classic



## **ClipStone Classic is the no mortar, no mess easy-to-install solution for beautiful stone veneer.**

- Delivers the look of natural stone without the expense
  - Variety of styles and colors available
  - The beauty of stone masonry with less hassles
    - No sealing, painting or cleaning required
  - No Mortar. No Mess. No Masonry Skills Required.



**1** Simply prep the wall, place a screw in each eyelet and attach ClipStone to the wall.



**2** Continue putting your ClipStone piece up one at a time. Just like professional stone masons do. Except this time, it's you.



**3** Keep going. When your space is complete, there's only one thing left to do. Stand back and admire your beautiful handiwork.

# ProPanel



## **Our large format ProPanel for easier and quicker installation and stairstep design that hides joints.**

- Ideal for more substantial residential and commercial projects
  - No seasonal restrictions on installation
  - Discreet seams • True masonry corners
  - Work out of your existing toolbox
  - Easy jobsite cleanup



# ColumnWrap



## The perfect solution for beautiful columns and caps

- Simple and easy to install around a 4", 6" or 8" pressure treated post
- 3' Column installs in as little as 30 minutes
- Eliminates the need to frame around the post



### CapStones

18" x 18" Flat or Peaked CapStones




Full



Split

**50**  
YEAR  
LIMITED  
PRODUCT  
WARRANTY

# Classic



# ProPanel



# ColumnWrap

## ProStack



## NorthernLedge



© 2023 Environmental Materials, LLC.  
Part of the Cornerstone Building Brands family.  
Lit Item #ESV-390 01/2023

