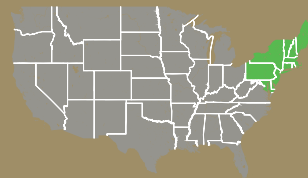


NEW CONSTRUCTION EAST

REGIONAL AVAILABILITY

DC, MD, DE, PA, NJ, NY, CT,
RI, MA, NH, VT, ME



1500 Vinyl Collection

1570 Casement



 **Ply Gem®**
WINDOWS & DOORS

Building choice into every view.

Our 1500 Vinyl Collection 1570 Casement windows are available in singles, fixed and a wide selection of architectural shapes. Integral twins, triples and quads utilize a common mull for improved water performance and a seamless appearance.



Sturdy Construction

Multi-chamber construction improves strength and thermal performance. Fusion-welded corners add strength and prevent air/water infiltration.

Multi-Point Locks

Operate with a single handle for maximum security with minimum effort.

Smooth Operation

Ellipse operator with stainless steel hinge track and adjustable hinges opens to 90°. Nesting handle folds into the base and won't interfere with window treatments.

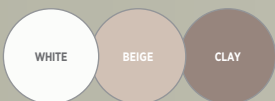
Frame Options

Brickmould profile with J-channel; Flat Profile without J-channel; 3½" wide Flat Casing.

Product Type	Test Unit Size (inches)	Overall Rating	Air Infiltration (scfm/ft2)	Water Pressure (psf)	Structural Pressure (psf)	Florida FL Number
Casement	36" x 72"	CW-PG50	< 0.3	7.50 psf	+50/-50	FL 38106
Awning	48" x 36"	CW-PG50	< 0.3	7.50 psf	+50/-50	FL 38105
Casement FW	96" x 54"	R-PG50	< 0.3	7.50 psf	+50/-50	FL 38107
Casement FW	72" x 80"	CW-PG50	< 0.3	7.50 psf	+50/-50	FL 38107

Color options

Solid Vinyl Colors



Co-extruded Exterior Colors



Grille types *Also available with no grilles.



GBG Grilles
¾" Flat or
¾" Sculptured



SDL Grilles
¾" or 1¼" SDL
with Shadow Bar

Glass options Laminated glass, Obscure and Rain pattern glass. Bronze tint, Grey tint and Black Spandrel options.

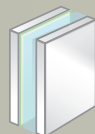
All values 3.0mm glass, WarmEdge Spacer, no grilles. Compare U-Factor ratings

Low-E



¾" Low-E	.30	SHGC .25
One lite of Low-E		
¾" Low-E ^{SC}	.30	SHGC .18
One lite of solar cooling Low-E		
¾" Low-E2+	.26	SHGC .24
One lite of Low-E and one lite of Interior Surface Low-E		

Low-E with Argon



¾" HP	.27	SHGC .25
One lite of Low-E with argon		
¾" HP ^{SC}	.27	SHGC .18
One lite of solar cooling Low-E with argon		
¾" HP2+	.24	SHGC .24
One lite of Low-E and one lite of Interior Surface Low-E with argon		

Triple-Glazed



¾" HP2 _{Max}	.21	SHGC .21
Two lites of Low-E with two chambers of argon		
¾" HP3 _{Max}	.20	SHGC .19
Two lites of Low-E, two chambers of argon, one lite of Interior Surface Low-E		

1. Limited 10-year warranty for co-extruded color windows.