



1500 Vinyl Collection

Impact Patio Door

IMPACT



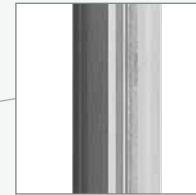
Dramatic Entry

Our 1500 Vinyl Collection Impact Sliding Patio Doors are available with matching fixed panel, side lites, and transoms.




Sturdy Construction

Multi-chamber construction with fusion-welded corners and pre-punched nail fin. Full perimeter weatherstripping ensures tight seal.



Interlocking Panels

Self-centering interlock satisfies forced entry requirements.



Laminated Glass

Our impact glass uses technology similar to a car windshield with the glass bonded using heat and pressure to a PVB inner layer.



Smooth Operation

Adjustable rollers ensure smooth operation; durable aluminum threshold and sill track.

Product Type	Test Unit Size (inches)	Overall Rating	Air Infiltration (scfm/ft ²)	Water Pressure (psf)	Structural Pressure (psf)
Patio Door	71.5 X 81.5	LC-PG50	0.11	7.50 psf	+50/-50
Fixed	38.1875 X 81.5	LC-PG50	0.02	9.82 psf	+50/-50

Color Options

Available with co-extruded Clay, Dark Bronze, Black, and Dove Grey exteriors combined with a neutral White interior



Grille Types *Also available with no grilles.



GBG Grilles
3/4" Flat, 5/8" or 1" Sculptured



SDL Grilles
7/8" or 1-1/4" SDL with Shadow Bar

Glass Options

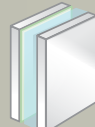
All values 6068 with 3mm glass, WarmEdge Spacer, no grilles. Compare U-Factor ratings.

Low-E



7/8" Low-E	.33	SHGC .29
One lite of Low-E		
7/8" Low-E ^{SC}	.33	SHGC .23
One lite of solar cooling Low-E		
7/8" Low-E2+	.28	SHGC .28
One lite of Low-E and one lite of Interior Surface Low-E		
7/8" Low-E2+ ^{SC}	.28	SHGC .21
One lite of solar cooling Low-E and one lite of Interior Surface Low-E		

Low-E with Argon



7/8" HP	.29	SHGC .29
One lite of Low-E with argon		
7/8" HP ^{SC}	.29	SHGC .22
One lite of solar cooling Low-E with argon		
7/8" HP2+	.25	SHGC .28
One lite of Low-E and one lite of Interior Surface Low-E with argon		
7/8" HP2+ ^{SC}	.25	SHGC .21
One lite of Low-E and one lite of Interior Surface Low-E with argon gas fill		



STC 31



FL 15297