



# Rectangular Grille Designs - Standard

The following represents Ply Gem's rectangular grille offering. Grille #1 represents the standard spacing of grille bars.

## Standard Grille #1

- Standard Spacing
- All units are viewed from outside and sizes represent OSM frame

		Width						
		285mm-660mm	661mm-960mm	961mm-1260mm	1261mm-1560mm	1561mm-1860mm	1861mm-2160mm	2160mm-2400mm
Height	285mm-660mm							
	661mm-960mm							
	961mm-1260mm							
	1261mm-1560mm							
	1561mm-1860mm							
	1861mm-2160mm							
	2160mm-2400mm							

### NOTES:

The size constraint of a window over rides the size constraint of a grille. Certain configurations will result in non-standard grille spacing. Any multi-lite window configuration which has components that do not go from outside frame to outside frame may be subject to non-standard grille spacing. Example configurations include P/XO and PIP/A. If an even number of grille bars would normally be required, an additional grille bar will be added so a grille bar can continue the appearance of the T-bar. For example, a 1500 x 1500 P/XO would normally result in four vertical grille bars in the P unit, but an additional bar will be added so there is a grille bar directly above the T-bar. An 1800 x 1800 P/XO would result in standard spacing since there is already an uneven number of grille bars (5).



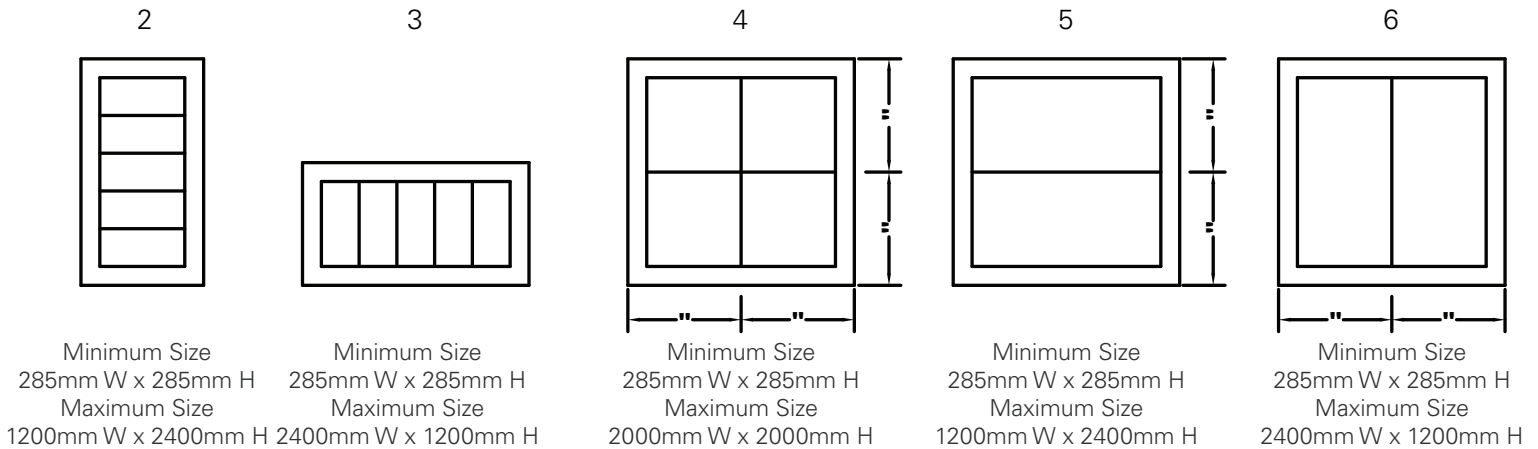
# Rectangular Grille Designs - Standard

## For all grille designs, the price remains the same as the standard (#1) grille

- Except where noted, all grille configurations will follow the rules of standard spacing (see Standard grille matrix for number of grille bars for each size)
- All units are viewed from outside
- The minimum and maximum sizes represent the OSM of the window or individual unit in a configuration
- Any grille design, not included in this listing, must be special quoted
- When ordering specialty grilles, each lite in a multi-lite configuration must be specified individually
- If grilles are not desired in any individual lite, a "0" (zero) must be specified
- Please be aware that the size of a window may alter the appearance of the grille design
- Consult your sales representative for more detailed explanation of these grille designs
- Signature grilles are available in grille patterns #1, 2, 3, 4, 5, and 6 only, and are unavailable in any heritage or ladder grille design
- All 1" grilles are non-intersecting grilles. They are able to make a "T"; but they are not allowed to cross

## Other standard grille designs

- Standard spacing
- Number of vertical or horizontal grilles are determined by the standard spacing as illustrated in grille #1\*



\*Does not apply to grilles 4, 5, and 6. Grilles spaced as shown in illustration where grille bars are center spaced



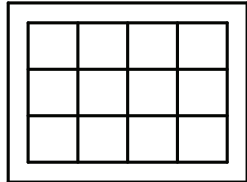
# Rectangular Grille Designs - Standard

## 90xx Grille Patterns

### NOTES:

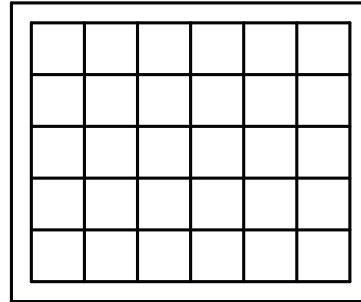
- The 90xx series allows a user to adjust the number of vertical and horizontal grille bars into a full rectangular grid
- The "90" acknowledges that the grille pattern is a non-standard pattern
- The third character represents the number of vertical bars
- The fourth character represents the number of horizontal bars
- Minimum spacing between bars is 100mm
- Maximum spacing (narrow bar) is 1300mm between each bar
- Maximum spacing (wide bar) is 1000mm between each bar

9032



Example #1

9054



Example #2