



MONTICELLO[®]

C O L U M N S

by PLY GEM

Monticello[®] Aluminum Columns

ROUND FLUTED

SQUARE FLUTED

PANEL

DIAMETER WIDTH X LENGTH	CAP WIDTH	CAP DEPTH	FITS AROUND SQUARE POST	FITS AROUND ROUND POST	RECOMMENDED ALLOWABLE LOAD IN LBS.
6" x 8' AC*†	73/4"	1 1/2"	3 1/2"	4 1/2"	16,255
6" x 10' C*†					11,825
8" x 8' AC*†	10 1/4"	2"	5 1/4"	6 1/2"	19,375
8" x 9' *†					18,625
8" x 10' AC*†					18,625
8" x 12' *†					11,800
8" x 16' *†					11,800
10" x 10'	12"	2 1/4"	6 1/2"	8 1/2"	19,325
10" x 12'					12,025
10" x 16'					12,025
10" x 18'					12,025
12" x 12'	16"	3 1/2"	8 1/4"	10 1/2"	18,200
12" x 16'					17,700
12" x 20'					16,970
15" x 16'	18 3/4"	4"	10 1/2"	13 1/2"	42,500
15" x 18'					38,250
15" x 20'					31,425
15" x 24'					31,000
4" x 8' AC†	5 11/16"	1 15/16"	3"	3"	9,700
5 1/2" x 8' AC†	7 3/8"	1 3/4"	4 1/2"	4 1/2"	13,900
5 1/2" x 10' C†					12,400
7 1/2" x 8' C†	9 1/4"	1 3/4"	6 1/2"	6 1/2"	11,100
7 1/2" x 9' †					11,100
7 1/2" x 10' †					11,100
7 1/2" x 12'					11,100
7 1/2" x 16'					11,100
9 1/2" x 10'	11 3/8"	2 15/16"	8 1/2"	8 1/2"	14,500
9 1/2" x 12'					14,500
9 1/2" x 16'					14,500
9 1/2" x 18'					13,000
5 1/2" x 8' †	7 3/8"	1 3/4"	4 1/8"	4 1/8"	24,025
5 1/2" x 10' †					22,150
7 1/2" x 8' †	9 1/4"	1 3/4"	6"	6"	25,200
7 1/2" x 10' †					22,600
7 1/2" x 12'					20,340

* Split caps and bases available for these columns.

All columns available in white. A - Available in Almond. C - Available in Clay.

† Column, cap and base combo pack available.

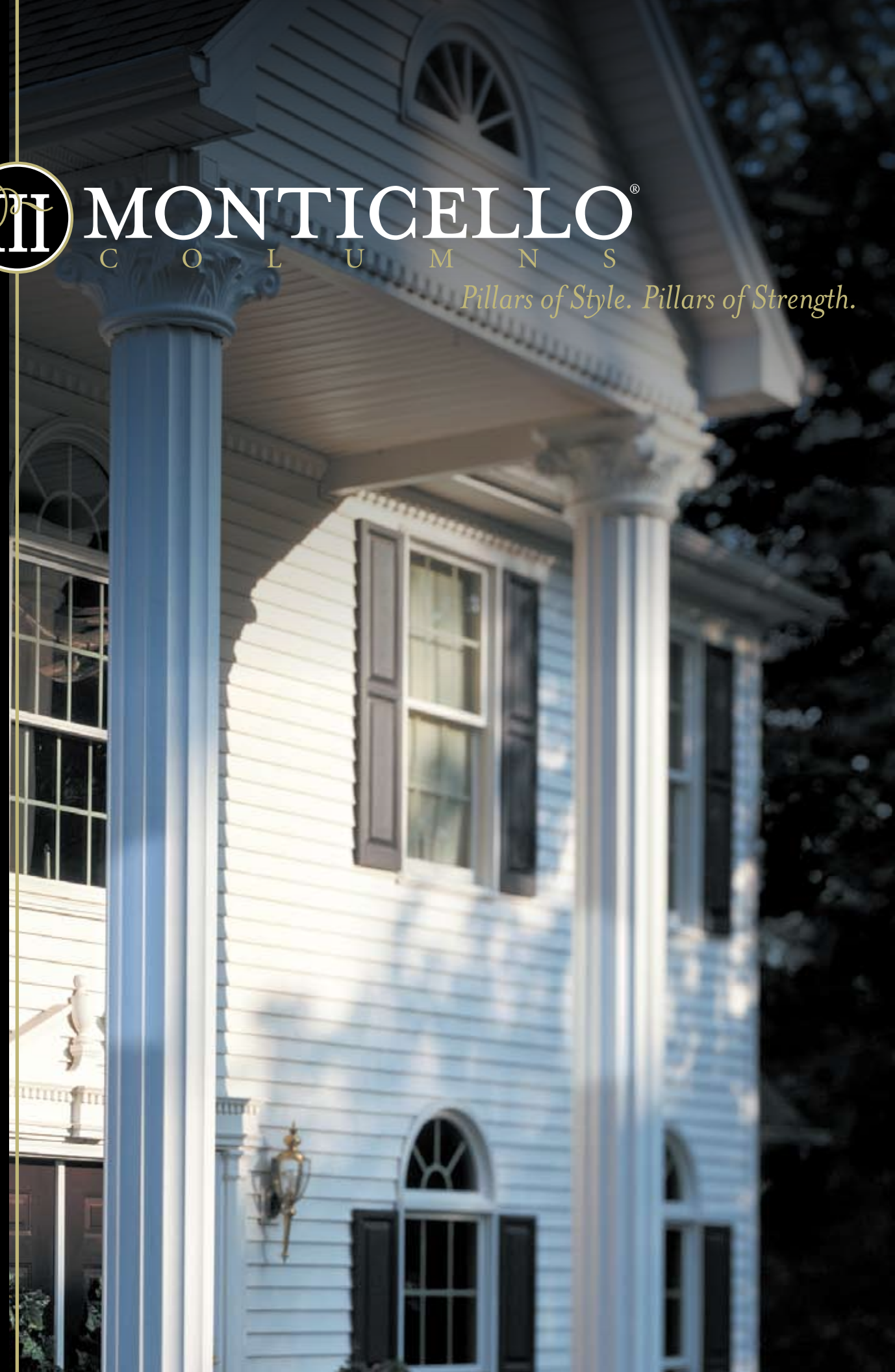
Note: Special loading requirements may cause the allowable loads to be invalid. Contact Ply Gem Siding Group for special uplift requirements.



MONTICELLO[®]

C O L U M N S

Pillars of Style. Pillars of Strength.



Welcome to the intersection of style and strength.

Monticello® Aluminum Columns are designed to deliver the best of both worlds. Luxurious style and unsurpassed strength. With classic designs you'll be able to give your home the look you've always wanted. And, with the ability to support up to 42,500 pounds per column, Monticello® Aluminum Columns have higher load-bearing capacity than wood or fiberglass columns.

Available in three timeless designs with three colors, Monticello®

Columns can provide a unique and sophisticated look to any home.

Monticello® Columns Can Support Larger Loads.

Classic Round Wood Column			Fiberglass Non-Tapered Round Column			Monticello Round-Fluted Aluminum Column		
Diameter	Load Bearing Capacity	Lengths	Diameter	Load Bearing Capacity	Length	Diameter	Load Bearing Capacity	Length
Width	(in lbs.)	(in feet)	Width	(in lbs.)	(in feet)	Width	(in lbs.)	(in feet)
6"	2,095	8	6"	8,000	8	6"	16,255	8
8"	3,258	8	8"	10,000	8	8"	19,375	8
10"	4,268	10	10"	14,000	10	10"	19,325	10
12"	5,173	12	12"	18,000	12	12"	18,200	12

We focus on the details. So you don't have to.

With Monticello® Columns, you really can have it all. From maximum detail to sleek silhouettes, traditional trim to absolute flourish, we have the right styles and finishes to help bring out the best in your home. We even have an extra detailing with our stunning Corinthian Caps.

When you choose Monticello® Columns, you're choosing luxury that lasts.



Round Fluted Column

Available in lengths from 8' to 24'



Panel Column

Available in lengths from 8' to 12'



Square Fluted Column

Available in lengths from 8' to 18'



Corinthian Cap

Adds a distinctive edge to round columns


It's all about the finish.

Monticello® Columns recreate the authentic look of handcrafted wood in tough, durable aluminum. But unlike wood, they're finished with a long-wearing, electro-static painted finish that won't require ongoing maintenance or painting. They truly are a worry-free investment.

Designed to withstand the toughest test — time.

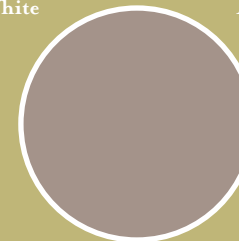
Monticello® columns take durability to the next level. The premium aluminum design is virtually indistinguishable from authentic, handcrafted wood columns, but doesn't require any of the upkeep or repair. Each column is carefully formulated and finished for maximum durability using the latest weather-, wind- and wear-resistant technologies.

Monticello® columns have been rigorously tested to withstand the toughest tests, including the test of time.



White

Almond



Clay

Installation. Done in a snap.

Monticello® Columns install in a snap, literally. Our split caps and bases and wrap-around column design make installation quick and easy — whether you're updating the look of an existing column or putting in a new support. And once the column is in, it's virtually finished — no messy painting or sealing — which means you'll have more time to sit back and admire its great look and curb appeal.

Whether you choose our Round Fluted Column, our Panel Column, or our Square Fluted Column, you'll love the way it looks. And how quickly you get to enjoy it.

